

Pilot Awards v1.5 Module for phpVMS

Developed by PHP-Mods // Website: <http://www.php-mods.eu/>

Copyright © 2014 PHP-Mods
All rights reserved

Thank you for purchasing Pilot Awards System.

Περιεχόμενα

Changelog.....	1
General Module Information.....	2
How to Install? - Backups	3
How to Install? – Fresh Install.....	3
How to Install? – Update from v1.2.....	4
After Installation.....	4
Auto Awards.....	4
Auto Awards – Cronjob	5
Pilot Profile.....	5
Pilot Public Profiles.....	6
Latest Issues Function	6
Support.....	6
Frequently Asked Questions (FAQ).....	7

Changelog

- ✓ **Version: 1.5 (22/1/2015)**
 - Updated the auto awards based on landing rates.
 - Start using EDIT_AWARDS permission.
- ✓ **Version: 1.4 (12/8/2014)**
 - Files Cleanup
 - Added Auto Awards Function based on pilot's nautical miles.
 - Updated the Version Check System Update to work with all the servers.

Pilot Awards Module Version 1.4

Copyright © 2014 PHP-Mods
All rights reserved

- Updated the module to be compatible with PHP 5.4+ .
- Added a new version for the website which use the .php template extension.
- Other minor changes.
- ✓ **Version: 1.3 (16/6/2014)**
 - Landing Rate Auto Awards Function Updated.
 - Updated Manual URL.
 - Added latest issues function.
 - An email is being sent to the pilot when you issue an award to him/her.
 - Other minor changes.
- ✓ **Version: 1.2 (9/6/2014)**
 - Auto Awards Function Updated
- ✓ **Version: 1.1.1 (31/03/2014)**
 - Updated auto awards edit function as for some reason it did not get any data.
- ✓ **Version: 1.1 (20/03/2014)**
 - Cleaned Up some of the functions which were not used.
 - Created Functions for those who want to include the assigned awards tables on their pilot profiles.
 - Replaced Award Issue Page (Admin Center) with an extended Pilot Data page.
 - Replaced some links with buttons (Admin Center).
 - Added a version check system on the main page of the module administration page (Admin Center).
 - Added Auto-Awards.
 - Created Hours Check Function for the Auto Awards.
 - Created Flights Check Function for the Auto Awards.
 - Created Landings Rate Check for the Auto Awards.
 - Created Days of Membership Check for the Auto Awards.
 - Updated Award Issue Function.
- ✓ **Version: 1.0 (09/06/2012)**
 - Initial Release

General Module Information

PHP-Mods Team tries to offer the best solutions to the virtual airlines which are using phpVMS. One of them is the Pilot Awards System which is going to update the default phpVMS awards system. Some of the functions the module offers are:

- Create award categories (General Awards, Tour Awards etc) and add specific awards on each one.
- Issue a specific award more than once to each pilot.
- Set a specific comment for each award assignment.
- Just like the default version, you can include your pilot's assigned awards to their pilot profiles or their public profiles.
- Set auto awards settings. Currently, the settings which are offered are: Hours Check, Flights Check, Landing Rates Check and Days of Membership Check.

Pilot Awards Module Version 1.4

Copyright © 2014 PHP-Mods

All rights reserved

- Run the auto awards settings on your own via the admin center or create a cron-job in order to automatically assign the appropriate awards to your pilots.

How to Install? - Backups

Before you start the installation procedure of the module, you will have to keep a backup of the following database tables:

For a Fresh Install: *¹	For an update from a previous version: *²
<ul style="list-style-type: none"> ▪ TABLE_PREFIX_awards ▪ TABLE_PREFIX_awardsgranted 	<ul style="list-style-type: none"> ▪ TABLE_PREFIX_awards ▪ TABLE_PREFIX_awardsgranted ▪ TABLE_PREFIX_awards_cat

Our installer is going to update the above tables in order to work with the new Pilot Awards System and it will also create some other new database tables. Also, some of your website's files will have to be backed up before you start with the installation process. These are:

For a Fresh Install: *¹	For an update from a previous version: *²
<ul style="list-style-type: none"> ▪ Admin/modules/PilotAdmin.php ▪ Admin/templates/pilots_addawards.tpl ▪ Admin/templates/pilot_awards.tpl 	<ul style="list-style-type: none"> ▪ Admin/modules/PilotAdmin.php ▪ Admin/templates/pilots_addawards.tpl ▪ Admin/templates/pilot_awards.tpl

The above files are going to be replaced from new ones which have been customized in order to work with the Pilot Awards System v1.3. We have edited them using the default phpVMS files. If you have ever edited those files, you may send us the above files via opening a support ticket. After that, we will resend them to you customized to work with your new Pilot Awards System v1.3 Module for free.

*¹: If you have not previously installed the module.

*²: If you are going to update the module from a previous version.

How to Install? – Fresh Install

After you have backed up everything and if you are going to install the module for first time you will have to follow these steps:

1. Upload the files, the same as the structure of your phpVMS website.
2. If any files have to be replaced, just replace them considering that you have already got a backup.
3. Go to your phpVMS website URL (for example google.gr) and open the folder PilotAwardsInstallSql (for example google.gr/PilotAwardsInstallSql).
4. Follow the installation steps.
5. After completing your database tables installation, please delete PilotAwardsInstallSql folder for security reasons.
6. Your module is now ready for use.

Pilot Awards Module Version 1.4

Copyright © 2014 PHP-Mods

All rights reserved

How to Install? – Update from v1.2

After you have backed up everything and if you have already installed Pilot Awards v1.2 and you wish to update to v1.3, you will have to follow these steps:

1. Upload the files, the same as the structure of your phpVMS website.
2. If any files have to be replaced, just replace them considering that you have already got a backup.
3. Your module is now ready for use.

After Installation

In this part of the manual, we will try to introduce you how to use the Pilot Awards System considering that you have already installed v1.3 following the steps which have been stated above.

As an admin, you will need the EDIT_AWARDS permission assigned to your group in order to see/administration/use the administration panel of the module.

First of all, you will have to check if your module's version is the latest one. This can be checked by the Main Page of the module's administration part which is on your Admin center (Admin Center-> Addons->Awards System). If your module version is the latest one you will get this message:

Your Pilot Awards Module is Up To Date.

Otherwise, you will receive an error which will inform you that a newer version is available for your Pilot Awards Module. This is a way of checking if you are using the correct version.

As soon as the fresh installation has been completed, all the awards which had been set on your phpVMS website will be added on a category named "General Awards". You can rename this category or create as much as you want via your Award Administration Page. After creating a new category, you can reassign the category of an award. The same applies to the Pilot's Issued Awards.

Pilot Data page has been created in order to give you the chance to assign an award to a pilot or check what awards have been assigned to him. You are able to edit an award assignment or remove it anytime you want. The same can be done via each pilot's profile administration page (Admin Center->View All Pilots->Edit a Pilot->Pilot Awards).

Auto Awards

Auto Awards System is a special part of the Pilot Awards Module. Using Auto Awards System, you can auto assign awards to your pilots based on specific settings. These are:

- ✓ Hours Settings
- ✓ Flights Settings

Pilot Awards Module Version 1.4

Copyright © 2014 PHP-Mods

All rights reserved

- ✓ Landing Rate Settings
- ✓ Days of Membership Settings

You can add as many award settings as you want. Using this system, (for example) you will not have to check how many hours your pilots have gained in order to give them a specific award for their hours. All these will be done automatically via pressing the Run button on each one setting or alternatively via using a specific Cronjob which will do this work for you.

Please note that for the landing rate auto awards, you will have to place negative numbers on the achievement field (for example, you will have to set -100 if you wish to give a specific award to those you have done a landing better than -100).


Auto Awards – Cronjob

For those who would like to automatically auto award their pilots based on the settings they have added without having to press the run button, we have created a Cronjob which is going to do this work for them. The Cronjob can be added via your hosting administration panel (px CPanel, Plesk etc). The Cronjob command can be found on your Admin Center->Addons->Awards System->Auto Awards.


If you do not know how to add a Cronjob on your server, you will have to get in touch with your hosting provider. If, for some reason, your hosting provider does not support/offer Cronjobs, there are a lot of free solutions such as SetCronJob.com.

This Cronjob runs only the settings whose Auto Update has been set to “Active”.

Pilot Profile

 **Pilot Center**

Welcome back Captain George!



- Your Pilot ID: DEV0001
- Your Rank: New Hire
- Latest Flight: DEV0001
- Total Flights: 2
- Total Hours: 3
- Total Transfer Hours: 0
- Total Money: \$ 21.00

Profile Options


- [Edit My Profile, Email and Avatar](#)
- [Change my Password](#)
- [View my Badge](#)
- [My Stats](#)
- [View Downloads](#)

Flight Operations

- [View my PIREPs](#)
- [View a map of all my flights](#)
- [File a Pilot Report](#)
- [View Flight Schedules](#)
- [View my flight bids](#)
- [View VA Finances](#)

My Awards

General Awards

50 Hours Award 

ACARS Config

- [Download FSACARS Config](#)
- [Download FSPax Config](#)
- [Download XAcars Config](#)
- **For FSFK, you need the following (Place in Documents/FS Flight Keeper/Templates):**
- [VA-Template.txt](#)

If you want to show the pilots assigned awards on his personal profile, you will have to edit your profile_main.tpl file and use the following part of code:

```
<?php echo Awards::myaward(); ?>
```

odule Version 1.4

Copyright © 2014 PHP-Mods

All rights reserved

Pilot Public Profiles

Profile For Captain George

No avatar

- Pilot ID: DEV0001
- Rank: New Hire
- Total Flights: 2
- Total Hours: 3:00
- Location: United States

Awards

General Awards

50 Hours Award

Past 30 days PIREPs

Flight Number	Departure	Arrival	Aircraft	Flight Time	Submitted	Status	Options
DEV0001	LGAV	LGTS	BOEING 737 (5X-GRR)	01:00	03/02/2014	Accepted	Add Comment Edit PIREP

copyright © 2007 - 2014 - Development VA
powered by phpVMS

If you want to show your pilots assigned awards on the public profiles, you will have to edit your pilot_public_profile.tpl file and use the following part of code:

```
<?php  
Awards::pilotaward($userinfo-  
>pilotid); ?>
```

Latest Issues Function

This function gives you the chance to publish the latest award issues on any part of your website. The part of code you should use is this one:

```
<?php echo Awards::last_issues(X); ?>
```

X should be replaced with the number of the latest issues you wish to show on your website.

Support

If you have any question, problem or suggestion, you are free to get in touch with us. Support is being offered via support tickets. You can open a support ticket via our own [Billing System](#) under phpVMS Modules Support department.

Pilot Awards Module Version 1.4

Copyright © 2014 PHP-Mods

All rights reserved

Frequently Asked Questions (FAQ)

All the Frequently Asked Questions are being managed via our own Billing System and they can be found [here](#).

Thank you very much for purchasing and using our Pilot Awards Module. We wish that you would like it!